


Technical Bulletin.

AC/ACR SMARTELEC 2 EARTHING



INDEX

Section

General Information -----	1
Earthing Method -----	2




WARNINGS

- 1 This appliance must only be installed by a competent person in accordance with the requirements of the Codes of Practice or the rules in force.
- 2 All external wiring MUST comply with the current IEE wiring regulations.
- 3 Warning this appliance must be earthed.

1. General Information

This bulletin refers to all of the Airbloc AC and ACR air curtain models equipped with SmartElec 2 controllers. The SmartElec 2 printed circuit boards can be identified by referring to the picture below.


The bulletin describes the correct earthing method which **MUST** be used.




2. Earthing Method

The pictures below show the correct method for connecting the printed circuit board earth to the air curtain chassis earth. The chassis connection end has a ring crimp terminal, and the PCB connection end has a bootlace crimp terminal.

There is sufficient space in the PCB earth terminal for the installer to terminate his supply earth cable.



AC air curtain.



ACR air curtain.



AmbiRad Limited Fens Pool Avenue
Brierley Hill West Midlands DY5 1QA
United Kingdom.

Telephone 01384 489700
Facsimile 01384 489707
Email marketing@airbloc.co.uk
Website www.airbloc.co.uk
Technical Support www.s-i-d.co.uk

An AmbiRad Group brand



Airbloc is a registered trademark of AmbiRad Limited. Because of continuous product innovation, AmbiRad reserve the right to change product specification without due notice.